

# The Whispering Shaft

Quarterly Newsletter of the

Oct/Nov/Dec 2012

## CAROLINA TRADITIONAL ARCHERS

*Keeping The  
Tradition Alive*



[www.theCTA.org](http://www.theCTA.org)

## CAROLINA TRADITIONAL ARCHERS


**MISSION STATEMENT**


The mission of the Carolina Traditional Archers is the preservation and promotion of the ancient art of traditional archery through club activities and educational interactions with others. Members will adhere to the highest ethical standards in their support, practice, promotion and preservation of traditional archery and bow hunting. The Carolina Traditional Archers support sound wildlife management principles and seek opportunities to aid conservation efforts.

**OFFICERS**

**PRESIDENT**  
Dave Haggist

**VICE-PRESIDENT**  
Charles Suttles

**TREASURER**  
Jim Vogt

**SECRETARY & EDITOR**  
Joe Henz  
jhenz@thecta.org

**WEBMASTER**  
Larry Anderson  
appapertures@hotmail.com

**BOARD OF DIRECTORS**

Brad Anderson

Larry Anderson

Robert Cohen

Kyle Garrou

Maggie Vogt

**2012 CALENDAR OF EVENTS**

**October 6—Club Shoot, 9am-3pm, Maiden**

**October 25-27—Club Hunt, Kerr Scott**

**November 3— Coon Shoot, 5pm-9pm, Maiden**

**November 17—CTA Workday, 8am-noon, Maiden**

**December 1—Club Shoot, 9am-3pm, Maiden**


**2013**

**January 5 - Club Shoot, 9am-3pm, Maiden**



Cover: A Black Widow recurve and an Osceola Turkey.

Photo by Charles Suttles



## Letter from the President

CTA Members,

At the July Board of Directors meeting a decision was made to move to a non-competitive format for NCTAC. Beginning in 2013 NCTAC will become NCTAR (North Carolina Traditional Archery Rendezvous). The event will also move to the 3rd weekend in April in hopes of having cooler weather.

Although a difficult decision, this format change was driven by two significant factors. Past surveys indicated that the vast majority of participants attending NCTAC were there for the fellowship and the joy of shooting rather than the competition. Secondly, the event had been harmed tremendously over the years by negativity associated directly with the competition.

We believe this move will lighten the atmosphere and bring the event back to what it should be; the celebration of traditional archery.

Membership with CTA affords many benefits. One is our annual Whitetail Deer hunt at W Kerr Scott Reservoir. Included in this issue of The Whispering Shaft are the details.

As we end our year I want to express my sincere thanks to all of you that supported CTA in 2012. What a year of great shoots, fine meals, and fellowship! I especially want to thank our club officers who worked tirelessly to ensure that the experiences of members and guests were top notch.

Best Regards

Dave Haggist



Here's a photo of a former State Champion digging her arrow out of the swamp at a monthly Club Shoot after **completely** missing the target! Proof that it happens to even the best of us...

Photo by Joe Henz

# Food Plots for the Carolina Piedmont

By Rock Branson

Part 2 of a Series

In the previous article, we discussed two of the three Ps to developing successful food plots: Plan and, Prepare. Now we move onto Planting. Food plots packed with high protein and nutritional value lure wildlife in from afar during the fall and winter months. Deer and other wildlife seek out these food sources during the fall when preferred natural foods are no longer available.

## Planting

**Select** the crops that fit your geographic area and budget. The most common plants are wheat, oats and rye grass, because they are relatively inexpensive and easy to buy. These crops typically take 5 – 7 days from planting to germination, and the deer will be hitting the buffet as soon as they are out of the ground. You can begin planting in September, and continue planting all the way up to November.



You can't pick up a hunting magazine or catalog, or go to any web site without seeing a plethora of advertisements for commercial food plot mixtures. The benefit of these is they contain quality seeds that have been developed for drought tolerance, resistance to insects and diseases. But they typically will cost more than just buying the seeds yourself. You should also check with your state and local extension offices, as they will give you a list of the crops that will best be suited to where your land is located.

**Provide a buffet** - By planting different types of crops in your food plot, you provide several options for the wildlife to keep returning to the plot, based on the time of year. By planting near mast trees and also adding to those plantings, you add another layer of food choices.

You can also utilize or add to the **natural food plots** you may already have on your property. Mast trees make great long-term food plots because they are low maintenance and can produce a large volume of food with very little input once established. Different species of trees will provide wildlife with two key elements food (mast) and shelter (cavity). Mast is the edible seed and fruit produced by trees or shrubs that wildlife species will consume. It comes in two forms. A hard mast – acorns or hazelnuts – come from oak, hickory and beech trees. A soft mast – fruit, berries, catkins – come from apple, birch, cherry, persimmon, dogwood and fruit bearing shrubs.

A feeder in conjunction with a good food plot can help to view the actual times of activity on certain areas you hunt. If you are unsure as to the general direction of movement through the place, several cameras set up on feeders on various food plots throughout the property will generally help to resolve this question. This is also really a great tool for delineating core bedding areas...which you want to stay out of for the most part. I've added additional cameras this year, and have found that I am able to know when the deer are entering and feeding in the food plots, and also when they move to the feeders.

### **What Crops Work Best in Our Area, and Lessons Learned - What Does and Does Not Work.**

For the most productive food plots in the Piedmont area, clover and chicory, wheat, rye and oats are by far the best bang for your buck. They are crops which I find are the least expensive for me to plant and with the largest amount of food produced. I have tried some of the mixes that are on the market today, but I found that it is cheaper and I have had better results when I buy the seeds and mix it myself.

You can top sow these crops, with oats doing the best when drilled or using a cultipacker. I plant many small plots from a quarter-acre to two acres, using a dominant seed type in each plot, but I will also mix other seeds in, most often using clover. I find that mixing clover with these crops in the fall helps to put nitrogen in the ground to help the fall crops and then you will have a spring crop from the clover.

In the spring, for smaller foot plot areas, planting chicory and clover again be your best bet. If you have larger plots of 3 acres or more, you can go with planting buckwheat or soybeans. These will not work well in smaller foot plots, as the deer will consume the crops as quickly as they rise out of the ground.

Questions or comments? You can reach me at

**[bransonslawncare@yahoo.com](mailto:bransonslawncare@yahoo.com)**



## October Club Hunt - Oct. 25-27

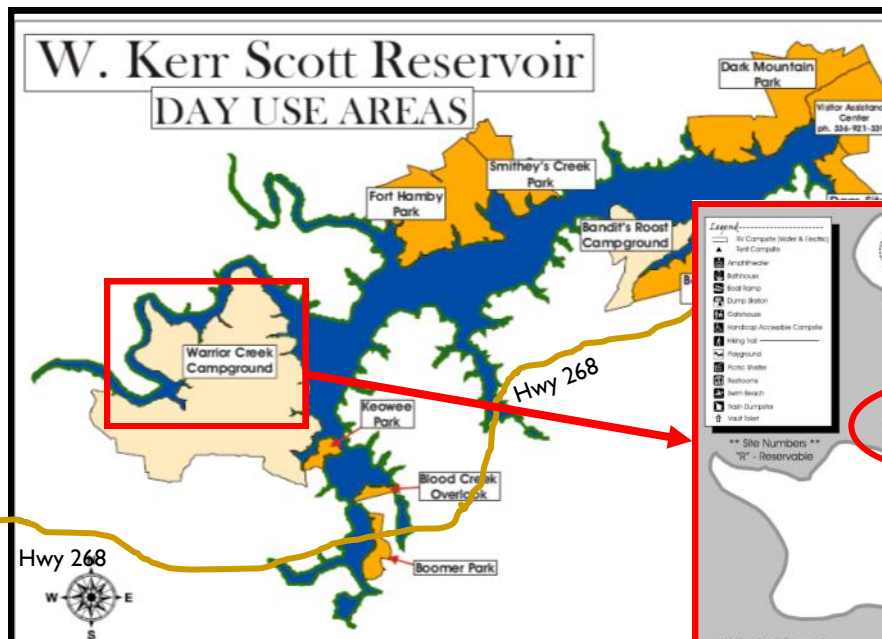
Where: W. Kerr Scott Reservoir, Wildlife Management Areas

Camping: Set -up October 24 after 2:00pm, Warrior Creek Campground, Group Site B

### Special Note

- This is a member only event, no guests.
- This hunt is for traditional bow hunting only.
- Hunters must possess a valid NC Hunting License.
- Hot showers and restrooms will be available.
- The campground is closed to all other visitors and there will be no trash collection. All trash accumulated during your stay must go with you.

Contact Dave Haggist by email on October 22<sup>nd</sup> for the gate code to enter the campground: [davidhaggist@yahoo.com](mailto:davidhaggist@yahoo.com)



## About our Club Shoots

Our monthly Club Shoots are loads of fun! If you like traditional archery, or even if you're just curious as to what traditional archery is all about, you owe it to yourself to check us out. It's an event the whole family can enjoy!

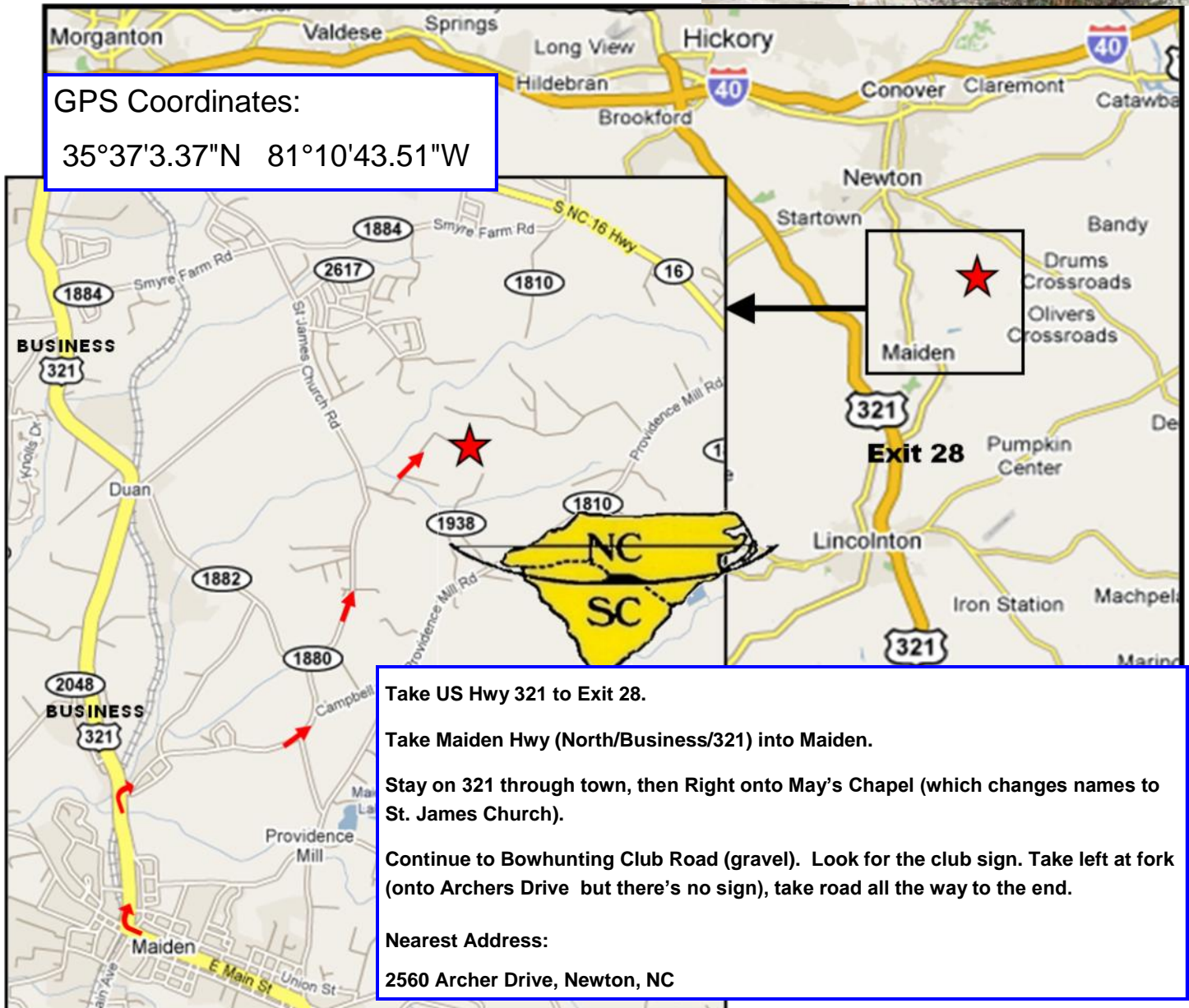
All club shoots are held the first Saturday of every month at the Foothills BowHunters/CTA range in Maiden NC. Shoots have about 20 3-D animal targets. All the foam targets are in the woods, amongst the trees, which makes for a realistic and very pleasant setting.

Shoots cost \$10 for members and \$20 for non-members. Meal is included with the price of admission, and first-time visitors shoot and eat for free!



GPS Coordinates:

35°37'3.37"N 81°10'43.51"W



Take US Hwy 321 to Exit 28.

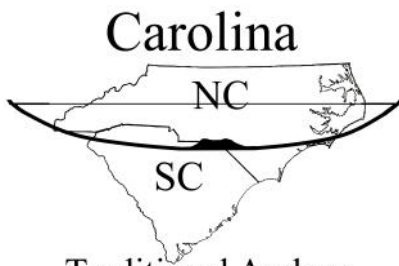
Take Maiden Hwy (North/Business/321) into Maiden.

Stay on 321 through town, then Right onto May's Chapel (which changes names to St. James Church).

Continue to Bowhunting Club Road (gravel). Look for the club sign. Take left at fork (onto Archers Drive but there's no sign), take road all the way to the end.

Nearest Address:

2560 Archer Drive, Newton, NC



## Traditional Archers

3707 Peakwood Ct.  
Charlotte, NC 28269

Member of:



## HUMMINGBIRD CUSTOM BOWS



**BEN GRAHAM-BOWYER**  
(704) 436-2509

9631 Vineyard Road  
Mt. Pleasant, NC 28124

## Cold Mountain Longbows & Hawk Arrows

Custom Bows & Quality Arrows

**Bill Stroupe**  
Bowyer & Arrowsmith

129 Pond Dr  
Dallas, N.C. 28034

704-263-4564

billstroupe129@aol.com



## Eagle's Flight Archery

**Don & Karen Ward**  
Owners

1626 Trollingwood - Hawfield Rd  
Mebane NC 27302  
USA

919 563-2682  
twofletcher@mebtel.net



## Lee Hoots Builders

General Contractor



704-539-4862 or  
704-903-8305  
hootowl@yadtel.net



Hoots Custom Bows